








Create-Your-Own Hang Tag

print on white cardstock or photo paper
cut along the solid lines • cut out and attach star (page 2)
punch hole at top of tag • tie on with ribbon or twine
OR attach with double-sided tape • ta-da!



{stars add-ons}

